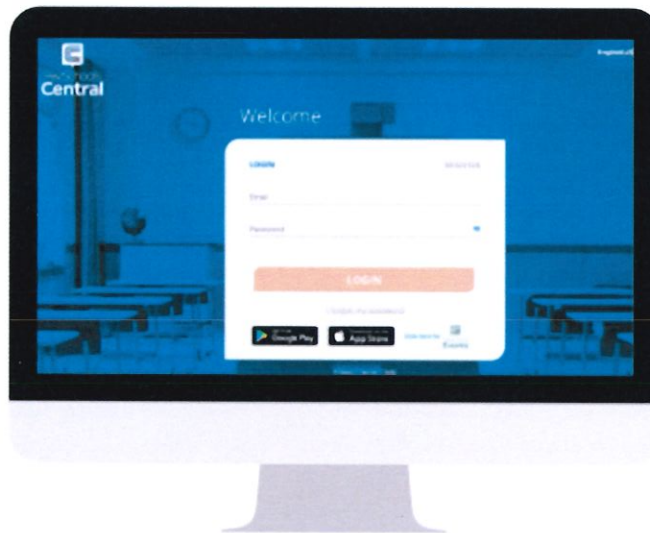


Dear PayForIt User,

PaySchools is excited to announce that your school will be upgraded to our latest and greatest online payment product, PaySchools Central. While this transition is designed to be seamless, it is important to note, the following must be completed in order to appropriately transfer your account:

You can log in to PaySchools Central, by visiting www.payschoolscentral.com and use the same username and password you used for PayForIt. If you are using the Auto Replenishment feature in PayForIt, you MUST log in to PaySchools Central in order to keep that active.





PaySchools Central

PaySchools Mobile App

Your school is now using PaySchools Central! Did you know PaySchools Central has a mobile app? That's right, PaySchools Mobile allows you to manage payments on the go, and it is easy, quick and free! Whether you're a current PayForIt mobile app user or are just getting started, it only takes a few minutes to start making payments via the PaySchools Mobile app.



I am currently using the PayForIt mobile app

If you are currently using our PayForIt mobile app, it is important to note that you will no longer be able to manage school payments from this app since your district is now using PaySchools Central. Not to worry, though! PaySchools Central has its very own app. To make a payment on PaySchools Mobile, follow these steps:

1. Delete and uninstall the PayForIt Mobile app on your phone
2. Visit the iTunes Store or Google Play store and search for PaySchools Mobile
3. Download and install the PaySchools Mobile app
4. Sign in by using your PaySchools Central account username and password

I am not currently using the PayForIt mobile app

If you are not currently using our PayForIt Mobile app, simply visit the iTunes Store or Google Play store and search for PaySchools Mobile, then download and install. Once the app is installed, simply sign in using your PaySchools Central username and password. You can then start enjoying the convenience of managing your school payments on the go!



In order to use the PaySchools Mobile app, you must first create a PaySchools Central account on your desktop computer or tablet at www.PaySchoolsCentral.com. If you are transitioning from PayForIt to PaySchools Central, you must finish the migration process on your desktop computer or tablet before you can log in to PaySchools Mobile.

Questions about the app? We're happy to help!

Contact us at support@payschools.com or 1-877-393-6628